



calibo

# LINEAR LIGHTS

WHERE INTELLIGENCE COMES TO LIGHT

— PRODUCT BROCHURE —





# LINEAR LIGHTING

Linear Lighting is the perfect choice for practical and creative lighting options in any office, retail or hospitality space.

The flexibility of the product and the various mounting options available mean that liner lighting can be used anywhere and the light will be directed exactly where you need it.

Alternatively, Linear lighting can be used as ambient lighting and can create stunning installations to make a project stand out from the rest.






## LINEAR LIGHT OPTIONS

At Calibo, we are passionate about improving our working and living environments to create spaces that are not only safe to work and live in for long periods but that we also enjoy spending time in.

We have a fantastic range of linear lighting which is available in various sizes, styles, finishes and lighting outputs.

Each of our Linear products is available in several different mounting methods. As seen in the picture opposite most fittings are available in pendant, surface mount, recessed and trimless. Many also come with an up&down options which gives some back lighting to the pendant product creating additional ambient light.





We can add a linear lighting element to your lighting design in any number of exciting and creative ways.

We love creating new ways to install these versatile products.

Just get in touch with us with your requirements and we will work with you to curate the perfect design.


**[intelligence@calibo.co.uk](mailto:intelligence@calibo.co.uk)**

**0207 870 6620**













## LINEAR LIGHT RANGE

---

A statement reception piece, a unique fitting in the boardroom or lunch room. The Linear Light range can dramatically improve not only the look and design of your space but with our stunning choice of finishes it can create a compelling focal point within your design.

**[intelligence@calibo.co.uk](mailto:intelligence@calibo.co.uk)**


**0207 870 6620**

# LINEAR BASE


The Linear Base is made of an extruded aluminum, powder-coated with a fine matte finish. Available as a ceiling mounted, recessed, trimless, suspended or up&down fitting, The Linear base provides direct light emission through either a standard diffuser or an opal diffuser.





## FINISHES



## DIFFUSERS



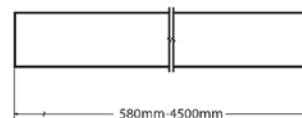


## PRODUCT OPTIONS

- Available from 580mm to 4500mm
- Mounting: ceiling, recessed, trimless, suspended or up&down
- Available in three different Lumen outputs plus tunable white
- CRi 80 or 90
- CCT 2700K, 3000K, 4000K or 6500K.
- With standard or opal diffuser
- On-off or dimmable version (Dali, 0-10V, Push Button and Bluetooth)
- Available in white, black, grey, old steel, old copper or white marble finishes
- 5-year warranty
- L80 B50 @50,000h (Ta 24°)
- Color consistency <3SDCM
- Seamless and continuous light

## DIMENSIONS

Dimensions show ceiling mounted option.




# LINEAR BEAM


The Linear Beam is made of an extruded aluminium, powder-coated with a fine matte finish. Available as a ceiling mounted, recessed, trimless, suspended or up&down fitting, The Linear Beam provides direct light emission through linear lenses 30°, 60°, symmetrical or double asymmetrical angle beam. Linear louvers available for reduced UGR.



## FINISHES



## DIFFUSERS





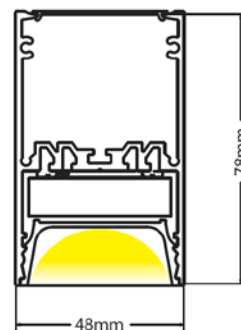
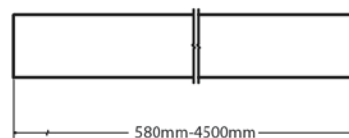


## PRODUCT OPTIONS

- Available from 480mm to 4500mm
- Mounting: ceiling, recessed, trimless, suspended or up&down
- Available in three different Lumen outputs plus tunable white
- CRI 80 or 90
- CCT 2700K, 3000K, 4000K or 6500K.
- With linear lenses 30°, 60°, symmetrical or double asymmetrical beam angle
- On-off or dimmable version (Dali, 0-10V, Push Button and Bluetooth)
- Available in white, black, grey, old steel, old copper or white marble finishes
- 5-year warranty
- L80 B50 @50,000h (Ta 24°)
- Color consistency <3SDCM
- Seamless and continuous light

## DIMENSIONS

Dimensions show ceiling mounted option.




# LINEAR VEGA


The Linear Vega is made of an extruded aluminum, powder-coated with a fine matte finish. Available as a ceiling mounted, recessed, trimless, suspended or up&down fitting, The Linear Vega provides direct light emission through SMD 3W, 360Lm each with individual lenses. Linear louvers available for reduced UGR.




## FINISHES




## DIFFUSERS



## COVERS



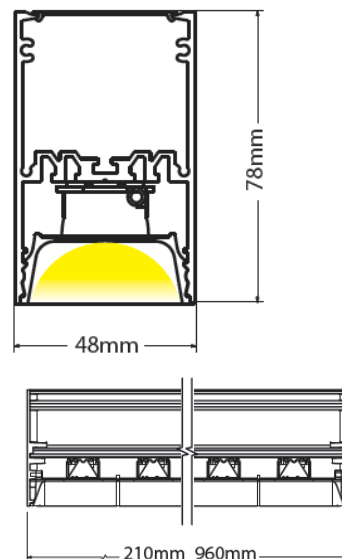


## PRODUCT OPTIONS

- Available from 210mm to 4500mm
- Mounting: ceiling, recessed, trimless, suspended or up&down
- With SMD 3W, 360Lm each with individual lenses
- Available lenses 15°, 30° or oval 12°/50°
- Available in three different Lumen outputs
- CRI 80 or 90
- CCT 2700K, 3000K or 4000K.
- With linear lenses 30°, 60°, symmetrical or double asymmetrical beam angle
- On-off or dimmable version (Dali, 0-10V, Push Button and Bluetooth)
- Available in white, black, grey, old steel, old copper or white marble finishes
- Available with black, gold or copper cover options
- 5-year warranty
- L80 B50 @50,000h (Ta 24°)
- Color consistency <3SDCM
- Seamless and continuous light

## DIMENSIONS

Dimensions show ceiling mounted option.




# LINEAR SIRUS

The Linear Sirius is made of an extruded aluminum, powder-coated with a fine matte finish. Available as a ceiling mounted, recessed, trimless, suspended or up&down fitting, The Linear Sirius provides direct light emission through COB LED 9W, 1400Lm each with individual reflectors. There are two cover versions available for reduced UGR.




## FINISHES



## DIFFUSERS



## COVERS





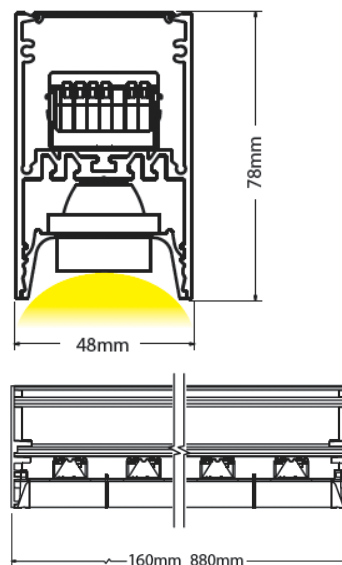


## PRODUCT OPTIONS

- Available from 160mm to 4500mm
- Mounting: ceiling, recessed, trimless, suspended or up&down
- COB LED 9W, 1400Lm each with individual reflectors
- Available lenses 24° or 38°
- Available in three different Lumen outputs
- CRI 80 or 90
- CCT 2700K, 3000K or 4000K.
- With linear lenses 30°, 60°, symmetrical or double asymmetrical beam angle
- On-off or dimmable version (Dali, 0-10V, Push Button and Bluetooth)
- Available in white, black, grey, old steel, old copper or white marble finishes
- Available with black, gold or copper cover options
- 5-year warranty
- L80 B50 @50,000h (Ta 24°)
- Color consistency <3SDCM
- Seamless and continuous light

## DIMENSIONS


Dimensions show ceiling mounted option.



# LINEAR ALTAIR

The Linear Altair is a profile made of an extruded aluminium, powder-coated with a fine matte finish. Available as a ceiling mounted, recessed, trimless, suspended or up&down fitting, The Linear Altair is available in various finishes and lengths.

## FINISHES



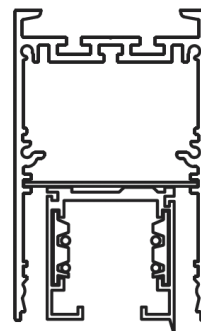


## PRODUCT OPTIONS

- Available from 500 mm to 3000 mm
- Mounting: ceiling, recessed, trimless, suspended or up&down
- Available in white, black, grey, old steel, old copper or white marble finishes
- 1-year guarantee available as standard
- 5-year extended warranty available on request

## DIMENSIONS


Dimensions show ceiling mounted option.



# LINEAR DENEb

The Linear Deneb is a profile made of an extruded aluminium, powder-coated with a fine matte finish and a flat cover. Available as a ceiling mounted, recessed, trimless, suspended or up&down fitting, The Linear Deneb is available in various finishes and lengths.

## FINISHES





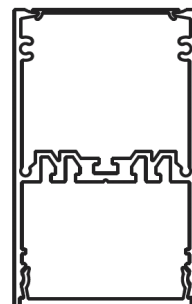


## PRODUCT OPTIONS

- Available from 500 mm to 3000 mm
- Mounting: ceiling, recessed, trimless, suspended or up&down
- Available in white, black, grey, old steel, old copper or white marble finishes
- 1-year guarantee available as standard
- 5-year extended warranty available on request

## DIMENSIONS


Dimensions show ceiling mounted option.



# LINEAR THUBAN

The Linear Thuban is a profile made of an extruded aluminium, powder-coated with a fine matte finish and a dark cover. Available as a ceiling mounted, recessed, trimless, suspended or up&down fitting, The Linear Altair is available in various finishes and lengths.

## FINISHES



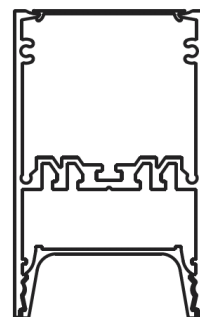


## PRODUCT OPTIONS

- Available from 500 mm to 3000 mm
- Mounting: ceiling, recessed, trimless, suspended or up&down
- Available in white, black, grey, old steel, old copper or white marble finishes
- 1-year guarantee available as standard
- 5-year extended warranty available on request

## DIMENSIONS


Dimensions show ceiling mounted option.



# LINEAR IOTA

The Linear Iota is a profile made of an extruded aluminium, powder-coated with a fine matte finish with a dark cover and additional spot light. Available as a ceiling mounted, recessed, trimless, suspended or up&down fitting, The Linear Iota is available in various finishes and lengths.

## FINISHES





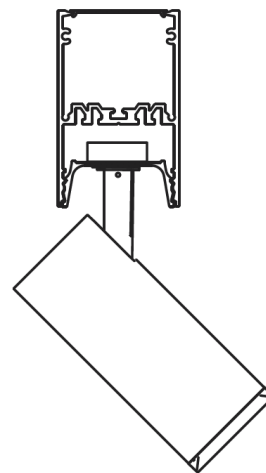


## PRODUCT OPTIONS


- Available from 500 mm to 3000 mm
- Mounting: ceiling, recessed, trimless, suspended or up&down
- Available in white, black, grey, old steel, old copper or white marble finishes
- 1-year guarantee available as standard
- 5-year extended warranty available on request

## DIMENSIONS

Dimensions show ceiling mounted option.




# LINEAR RIGEL



The Linear Rigel is an LED luminaire made of an extruded aluminium, powder-coated with a fine matte finish providing a direct light through a PMMA diffuser. Available as a ceiling mounted, recessed, trimless or suspended fitting, the Linear Rigel is available in Black or White finishes and various lengths.

## FINISHES



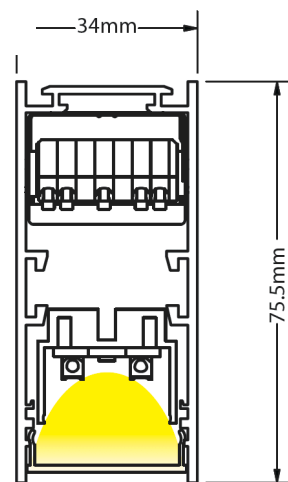


## PRODUCT OPTIONS


- Available from 580 mm to 2280 mm
- Mounting: ceiling, recessed, trimless or suspended
- Available in two different Lumen outputs plus tunable white
- CRI 80 or 90
- CCT 2700K, 3000K, 4000K or 6500K.
- On-off or dimmable version (Dali, Push Button and Bluetooth)
- Available in white and black finishes
- 1-year guarantee available as standard
- 5-year extended warranty available on request
- L80 B50 @50,000h (Ta 24°)
- Color consistency <3SDCM
- Seamless and continuous light

## DIMENSIONS

Dimensions show ceiling mounted option.



# LINEAR ALGOL



The Linear Algol is an LED luminaire made of an extruded aluminium, powder-coated with a fine matte finish providing a direct light through SMD 2W, 1100Lm each. Available as a ceiling mounted, recessed, trimless or suspended fitting, the Linear Rigel is available in Black or White finishes and various lengths.

## FINISHES



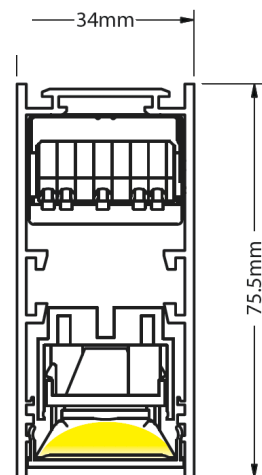


## PRODUCT OPTIONS

- Available from 130 mm to 2500 mm
- Mounting: ceiling, recessed, trimless or suspended
- With SMD 2W, 1100Lm each
- CRI 80 or 90
- CCT 2700K, 3000K, 4000K or 6500K.
- On-off or dimmable version (Dali, 0-10V, Push Button and Bluetooth)
- Available in white and black finishes
- 1-year guarantee available as standard
- 5-year extended warranty available on request
- L80 B50 @50,000h (Ta 24°)
- Color consistency <3SDCM

## DIMENSIONS

Dimensions show ceiling mounted option.







# LINEAR POLLOX

The Linear Pollux is a profile made of an extruded aluminium, powder-coated with a fine matte finish and a flat cover. Available as a ceiling-mounted, recessed, trimless or suspended fitting. The Linear Pollux is available in Black or White finishes and various lengths.

## FINISHES



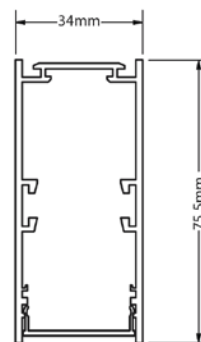


## PRODUCT OPTIONS

- Available from 500 mm to 2500 mm
- Mounting: ceiling, recessed, trimless, suspended or up&down
- Available in white or black finishes
- 1-year guarantee available as standard
- 5-year extended warranty available on request

## DIMENSIONS

Dimensions show ceiling mounted option.





calibo

...

**Calibo**

River House  
143-145 Farringdon Road  
London EC1R 3AB

**calibo.co.uk**

**intelligence@calibo.co.uk**

**0207 870 6620**

...