



BEAM

Aluminium linear LED lighting fitting

The Linear Beam is made of an extruded aluminium, powder-coated with a fine matte finish. Available as a ceiling mounted, recessed, trimless, suspended or up&down fitting. The Linear Beam provides direct light emission through linear lenses 30°, 60°, symmetrical or double asymmetrical angle beam. Linear louvers available for reduced UGR.


- **Length:** from 580mm to 4500mm
- **Mounting:** ceiling, recessed, trimless, suspended or up&down fitting
- **LED colours (CCT):** 2700K, 3000K, 4000K or 6500K.
- **Finishes:** white, black, grey, old steel, old copper or white marble
- Available in three different Lumen outputs plus tunable white
- CRi 80 or 90
- With flat or louvre diffuser
- On-off or dimmable version (Dali, 0-10V, Push Button and Bluetooth)
- L80 B50 @50,000h (Ta 24°)
- Color consistency <3SDCM
- Seamless and continuous light

Finish options





white black grey old copper old steel white marble

Diffuser options

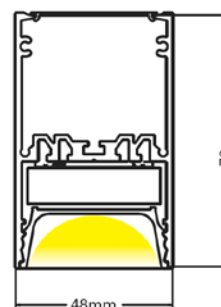
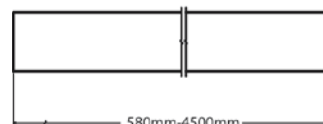


louvre flat



Dimensions

Diagram shows ceiling mounted option. Other diagrams overleaf.



Warranty

1-year guarantee available as standard

5-year extended warranty available on request

BEAM

Aluminium linear LED lighting fitting

